

**MGFC44V3642****3.6-4.2GHz BAND 24W INTERNALLY MATCHED GaAs FET****DESCRIPTION**

The MGFC44V3642 is an internally impedance-matched GaAs power FET especially designed for use in 3.6-4.2 GHz band amplifiers. The hermetically sealed metal-ceramic package guarantees high reliability.

**FEATURES**

Class A operation  
Internally matched to 50(ohm) system  
High output power  
P1dB = 24W (TYP.) @ f=3.6-4.2 GHz  
High power gain  
GLP = 11 dB (TYP.) @ f=3.6-4.2GHz  
High power added efficiency  
PAE = 35 % (TYP.) @ f=3.6-4.2GHz  
Low distortion [item -51]  
IM3=-42dBc(min.) @ Po=33.5dBm S.C.L.

**Thermal Resistance**

Rth(ch-c)=1.6 deg.C/W(MAX.)

**APPLICATION**

item 01 : 3.6-4.2 GHz band power amplifier  
item 51 : 3.6-4.2 GHz band digital radio communication

**QUALITY GRADE**

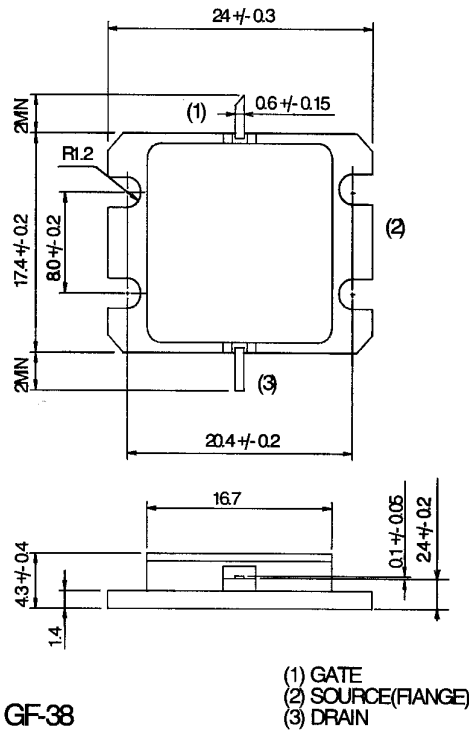
IG

**RECOMMENDED BIAS CONDITIONS**

VDS = 10V

ID = 6.4 A

RG=25 ohm

**OUTLINE DRAWING Unit: millimeters (inches)****ABSOLUTE MAXIMUM RATINGS**

(Ta=25 deg.C)

Symbol	Parameter	Ratings	Unit
VGDO	Gate to drain voltage	-15	V
VGSO	Gate to source voltage	-15	V
ID	Drain current	20	A
IGR	Reverse gate current	-60	mA
IGF	Forward gate current	126	mA
PT	Total power dissipation	93	W
Tch	Channel temperature	175	deg.C
Tstg	Storage temperature	-65/+175	deg.C

\*1 : Tc=25 deg.C

**ELECTRICAL CHARACTERISTICS**

(Ta=25 deg.C)

Symbol	Parameter	Test conditions	Limits			Unit
			Min.	Typ.	Max.	
IDSS	Saturated drain current	VDS=3V, VGS=0V	-	18	-	A
Gm	Transconductance	VDS=3V, ID=6.4A	-	6.5	-	V
VGS(off)	Gate to source cut-off voltage	VDS = 3V, ID = 120mA	-2	-	-5	V
P1dB	Output power at 1dB gain compression	VDS=10V, ID(RF off)=6.4A, f=3.6-4.2GHz	43	44	-	dBm
GLP	Linear power gain		10	11	-	dB
PAE	Power added efficiency		-	35	-	%
IM3 *1	3rd order IM distortion		-42	-45	-	dBc
Rth(ch-c)	Thermal resistance *2	Delta Vf method	-	-	1.6	deg.C/W

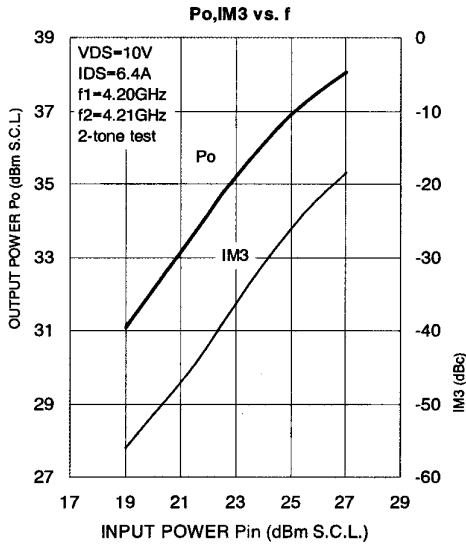
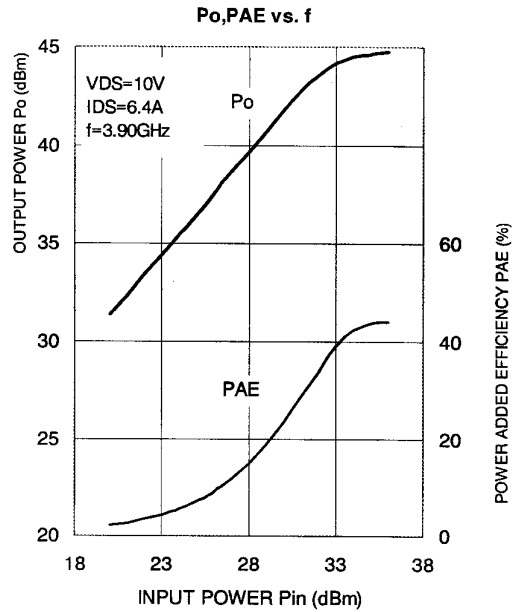
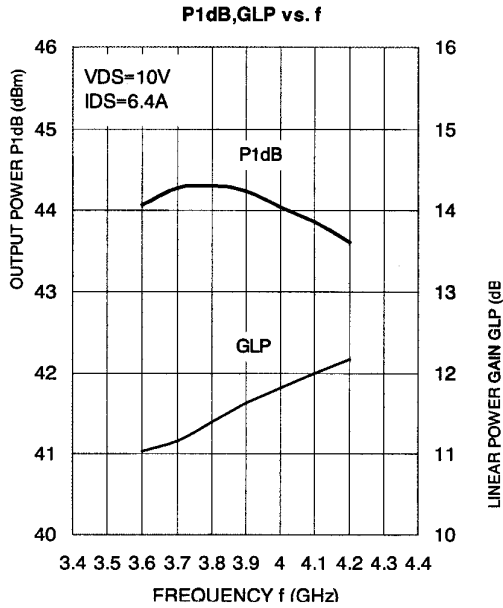
\*1 : item -51,2 tone test,Po=33.5dBm Single Carrier Level,f=4.2GHz,Delta f=10MHz \*2 : Channel-case

MITSUBISHI  
ELECTRIC

# MGFC44V3642

## 3.6-4.2GHz BAND 24W INTERNALLY MATCHED GaAs FET

### TYPICAL CHARACTERISTICS (Ta=25deg.C)



### S PARAMETERS (Ta=25deg.C, VDS=10V, ID=6.4A)

f (GHz)	S Parameters (TYP.)							
	S11		S21		S12		S22	
	Magn.	Angle(deg.)	Magn.	Angle(deg.)	Magn.	Angle(deg.)	Magn.	Angle(deg.)
3.6	0.75	-23	2.91	-54	0.035	-102	-0.45	-16
3.7	0.72	-44	3.09	-77	0.038	-133	0.38	-40
3.8	0.70	-69	3.37	-102	0.049	-169	0.28	-75
3.9	0.61	-95	3.51	-129	0.052	176	0.23	-113
4.0	0.53	-122	3.65	-155	0.059	147	0.25	-153
4.1	0.42	-149	3.85	177	0.063	122	0.29	178
4.2	0.27	173	3.91	147	0.069	92	0.32	154

