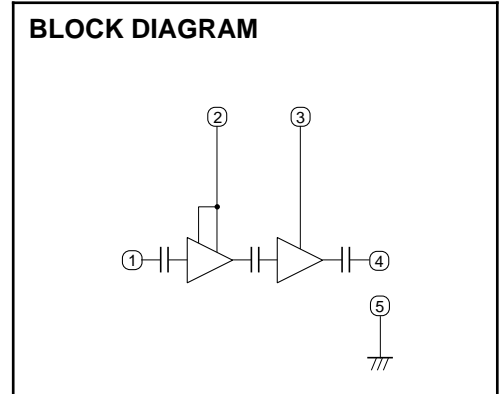
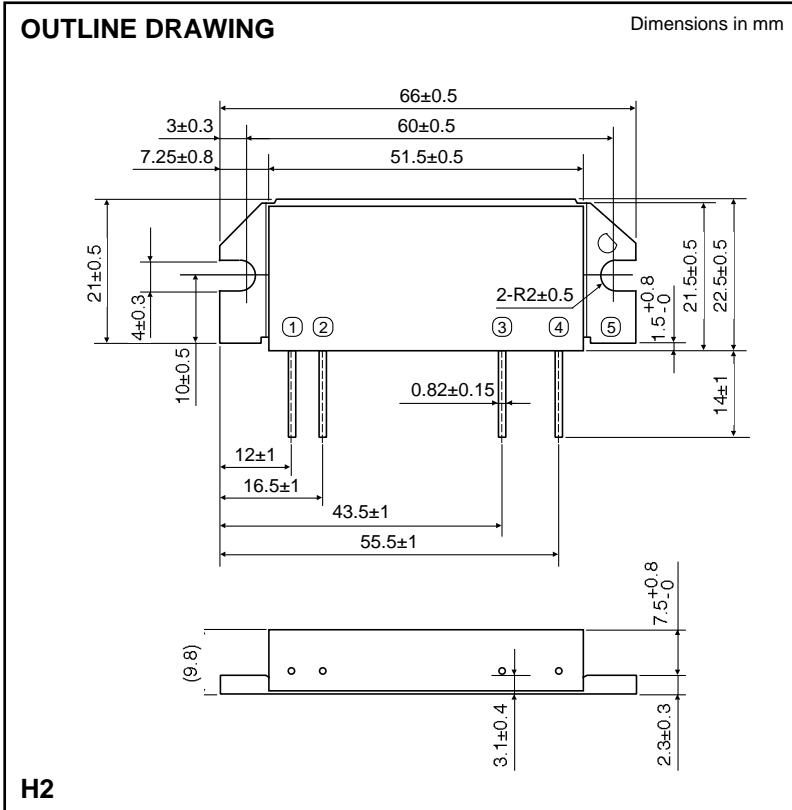


MITSUBISHI RF POWER MODULE  
**M68702H**

150-175MHz, 12.5V, 60W, FM MOBILE RADIO



- PIN:
- ① Pin : RF INPUT
  - ② Vcc1: 1st. DC SUPPLY
  - ③ Vcc2: 2nd. DC SUPPLY
  - ④ PO : RF OUTPUT
  - ⑤ GND: FIN

**ABSOLUTE MAXIMUM RATINGS** (Tc=25°C unless otherwise noted)

Symbol	Parameter	Conditions	Ratings	Unit
Vcc	Supply voltage	ZG=ZL=50	17	V
Icc	Total current	ZG=ZL=50	20	A
P <sub>in</sub> (max)	Input power	f=150-175MHz, ZG=ZL=50 , Vcc1 12.5V	600	mW
P <sub>O</sub> (max)	Output power	Ditto	75	W
T <sub>C</sub> (OP)	Operation case temperature	Ditto	-30 to +110	°C
T <sub>stg</sub>	Storage temperature		-40 to +110	°C

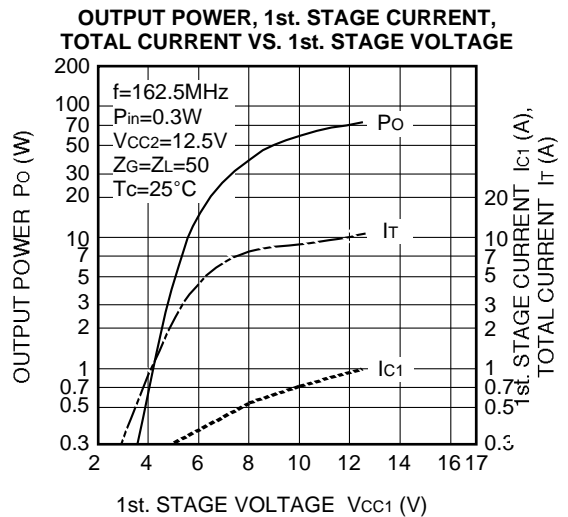
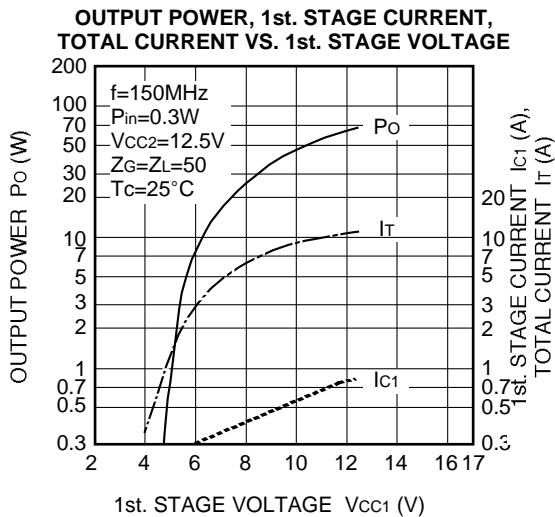
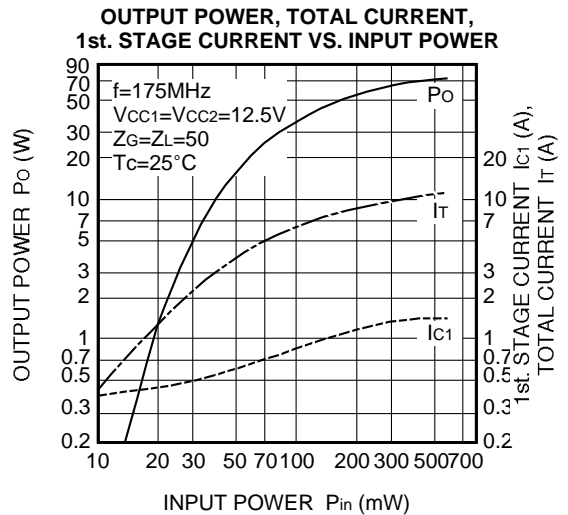
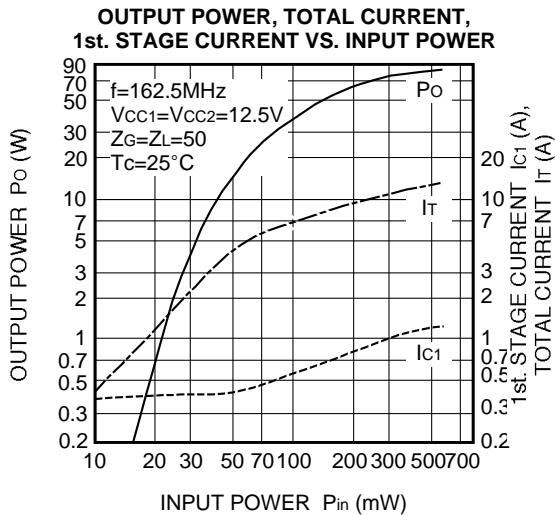
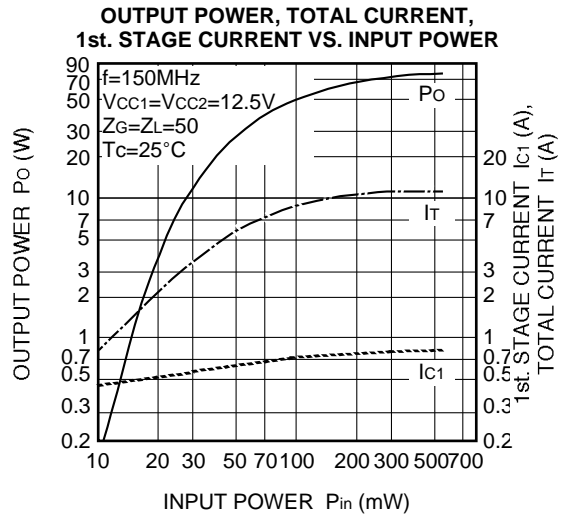
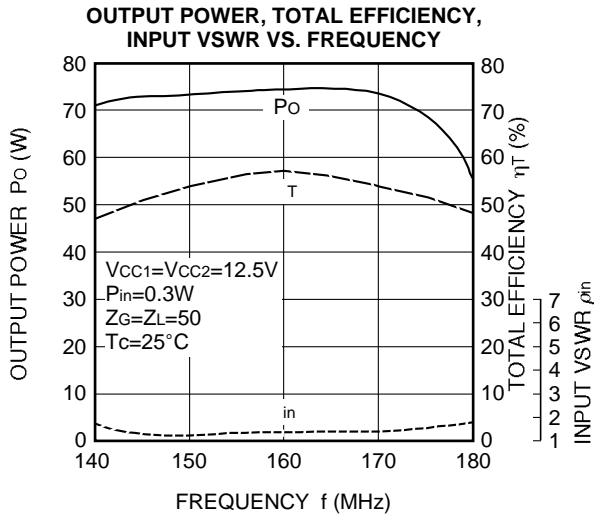
Note. Above parameters are guaranteed independently.

**ELECTRICAL CHARACTERISTICS** (Tc=25°C unless otherwise noted)

Symbol	Parameter	Test conditions	Limits		Unit
			Min	Max	
f	Frequency range	Vcc1=Vcc2=12.5V, P <sub>in</sub> =300mW, ZG=ZL=50	150	175	MHz
P <sub>O</sub>	Output power		60		W
η	Total efficiency		45		%
2f <sub>o</sub>	2nd. harmonic			-30	dBc
3f <sub>o</sub>	3rd. harmonic			-30	dBc
in	Input VSWR			3	-
-	Load VSWR tolerance	Vcc1=Vcc2=15.2V, P <sub>O</sub> =60W (P <sub>in</sub> :controlled), ZG=50 , Load VSWR=8.8:1 (All phase)	No degradation or destroy		-

Note. Above parameters, ratings, limits and test conditions are subject to change.

**TYPICAL PERFORMANCE DATA**



MITSUBISHI RF POWER MODULE  
**M68702H**

150-175MHz, 12.5V, 60W, FM MOBILE RADIO

