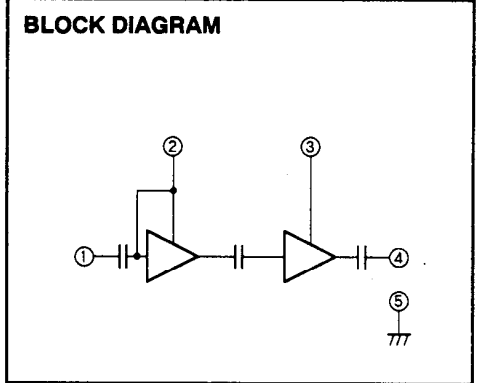
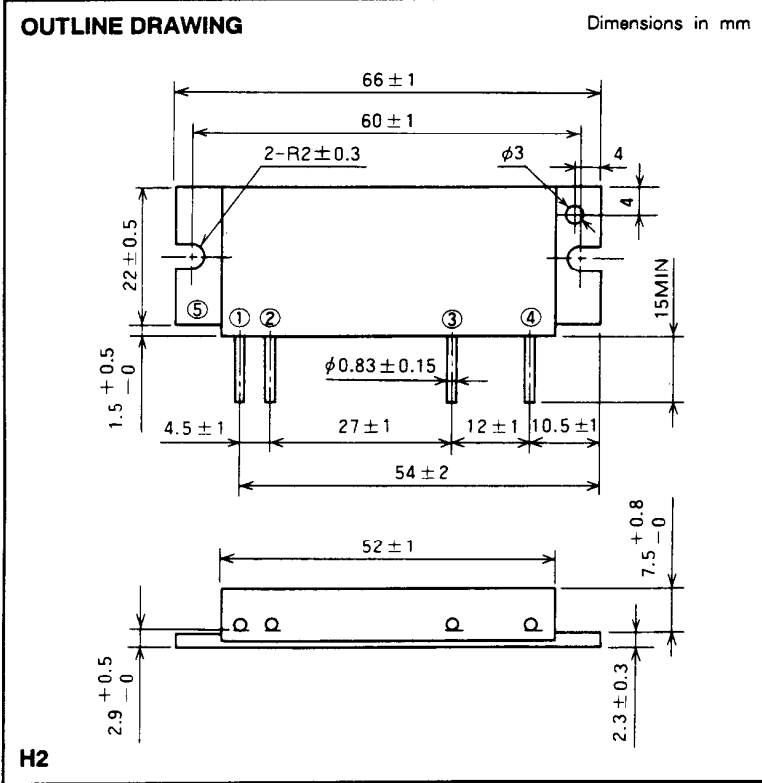


# M67781H

150-175MHz, 12.5V, 40W, FM MOBILE RADIO



- PIN :
- ① Pin : RF INPUT
  - ② Vcc1 : 1st. DC SUPPLY
  - ③ Vcc2 : 2nd. DC SUPPLY
  - ④ Po : RF OUTPUT
  - ⑤ GND : FIN

**ABSOLUTE MAXIMUM RATINGS** (Tc = 25 °C unless otherwise noted)

Symbol	Parameter	Conditions	Ratings	Unit
Vcc1	Supply voltage		16	V
Vcc2			17	V
Icc	Total current		12	A
Pin(max)	Input power	ZG = ZL = 50 Ω, Vcc1 ≤ 12.5V	0.6	W
Po(max)	Output power	ZG = ZL = 50 Ω	50	W
Tc(OP)	Operation case temperature		- 30 to 110	°C
Tstg	Storage temperature		- 40 to 110	°C

Note. Above parameters are guaranteed independently.

**ELECTRICAL CHARACTERISTICS** (Tc = 25 °C unless otherwise noted)

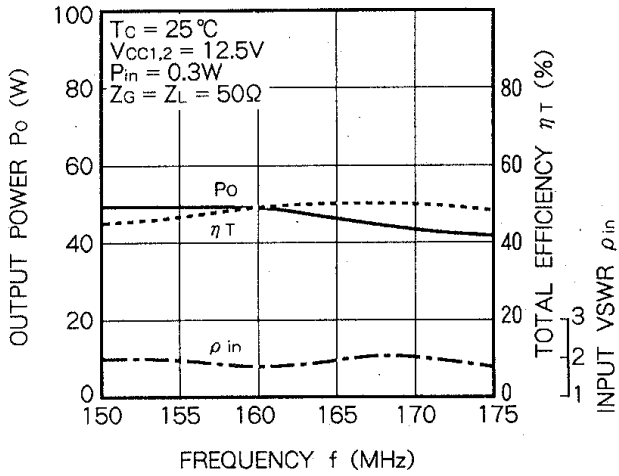
Symbol	Parameter	Test conditions	Limits		Unit
			Min	Max	
f	Frequency range	Pin = 0.3W Vcc = 12.5V ZG = ZL = 50 Ω	150	175	MHz
Po	Output power		40		W
ηT	Total efficiency		40		%
2fo	2nd. harmonic			- 30	dBc
3fo	3rd. harmonic			- 30	dBc
ρin	Input VSWR			3.0	-
-	Load VSWR tolerance	Vcc=15.2V, Po=40W (Pin : controlled) Load VSWR=8.8:1(All phase), 5sec. ZG = 50 Ω	No degradation or destroy		-

Note. Above parameters, ratings, limits and conditions are subject to change.

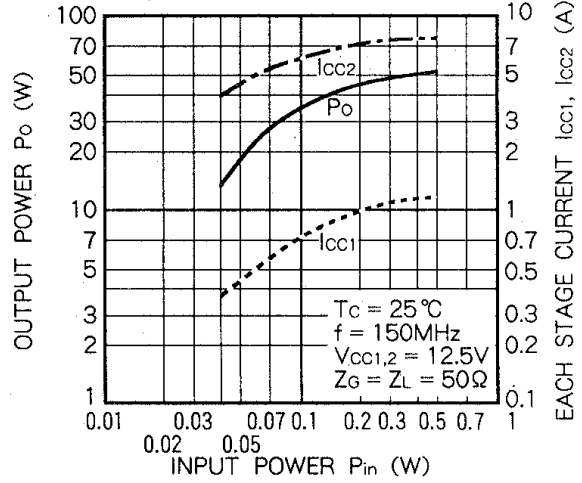


TYPICAL PERFORMANCE DATA

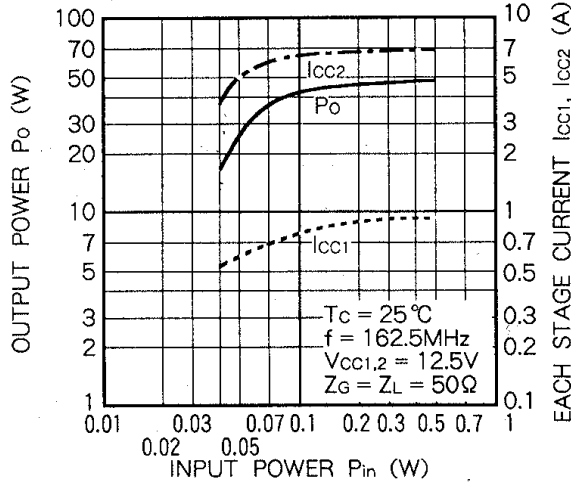
OUTPUT POWER, TOTAL EFFICIENCY, INPUT VSWR VS. FREQUENCY CHARACTERISTICS



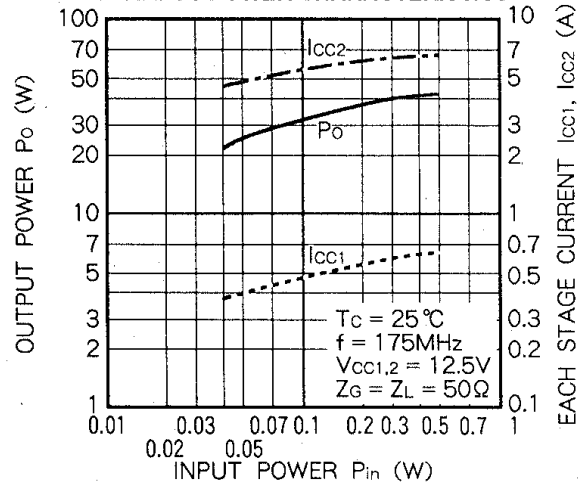
OUTPUT POWER, EACH STAGE CURRENT VS. INPUT POWER CHARACTERISTICS



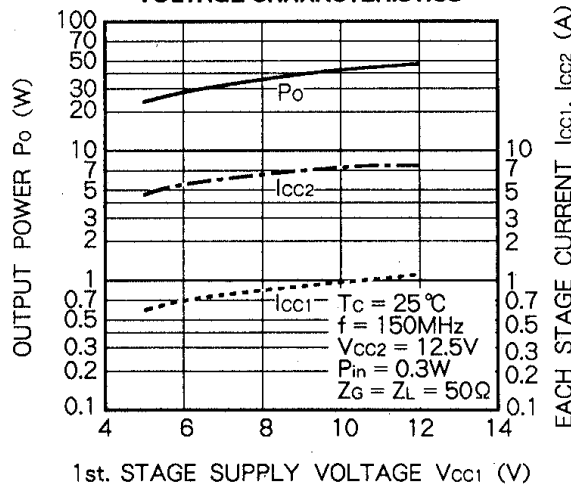
OUTPUT POWER, EACH STAGE CURRENT VS. INPUT POWER CHARACTERISTICS



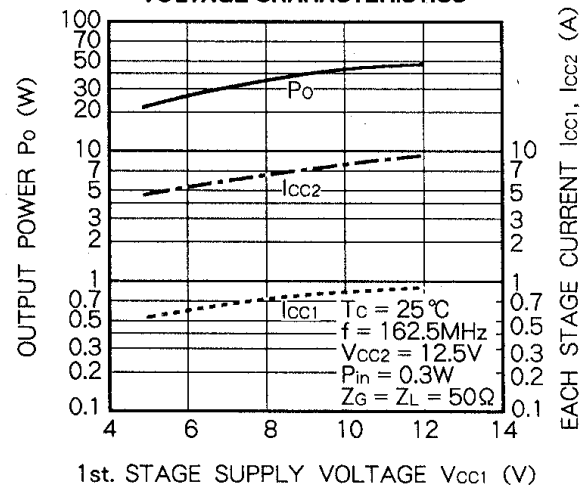
OUTPUT POWER, EACH STAGE CURRENT VS. INPUT POWER CHARACTERISTICS



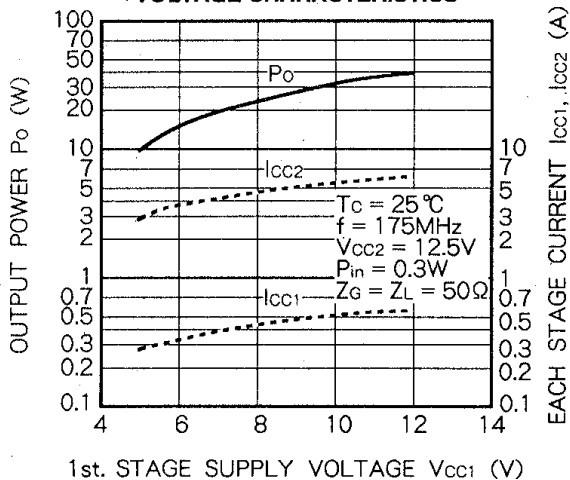
OUTPUT POWER, EACH STAGE CURRENT VS. 1st. STAGE SUPPLY VOLTAGE CHARACTERISTICS



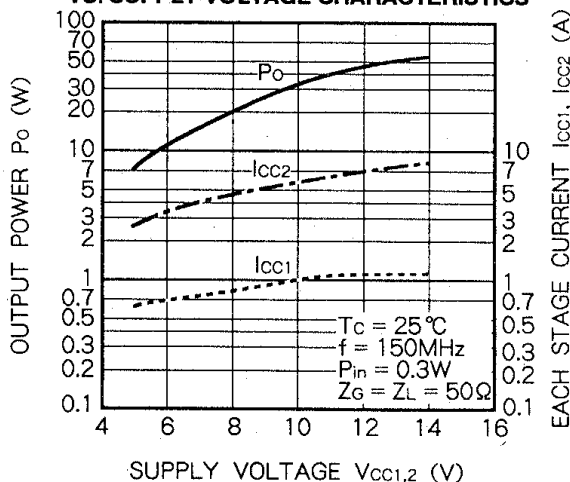
OUTPUT POWER, EACH STAGE CURRENT VS. 1st. STAGE SUPPLY VOLTAGE CHARACTERISTICS



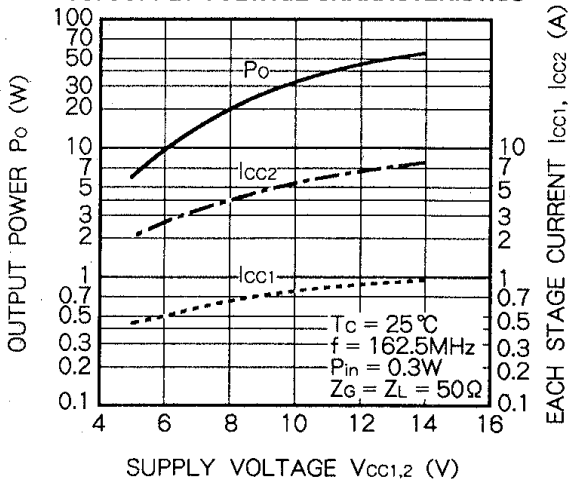
**OUTPUT POWER, EACH STAGE CURRENT VS. 1st. STAGE SUPPLY VOLTAGE CHARACTERISTICS**



**OUTPUT POWER, EACH STAGE CURRENT VS. SUPPLY VOLTAGE CHARACTERISTICS**



**OUTPUT POWER, EACH STAGE CURRENT VS. SUPPLY VOLTAGE CHARACTERISTICS**



**OUTPUT POWER, EACH STAGE CURRENT VS. SUPPLY VOLTAGE CHARACTERISTICS**

