


FEATURES

- High Output Power: 21.0dBm (typ.)
- High Linear Gain: 25dB (typ.)
- Low In/Out VSWR
- Impedance Matched $Z_{in}/Z_{out} = 50\Omega$
- Small Hermetic Metal-Ceramic Package (VF)



DESCRIPTION

The FMM5010VF is a power amplifier designed for VSAT applications as a driver or output stage in the 14.0 to 14.5 GHz band.

Eudyna's stringent Quality Assurance Program assures the highest reliability and consistent performance.

ABSOLUTE MAXIMUM RATINGS (Ambient Temperature $T_a=25^\circ\text{C}$)

Item	Symbol	Rating	Unit
DC Input Voltage	V_{DD}	12	V
DC Input Voltage	V_{GG}	-7	V
Input Power	P_{in}	5	dBm
Storage Temperature	T_{stg}	-55 to +125	$^\circ\text{C}$
Operating Case Temperature	T_{op}	-40 to +85	$^\circ\text{C}$

ELECTRICAL CHARACTERISTICS (Ambient Temperature $T_a=25^\circ\text{C}$)

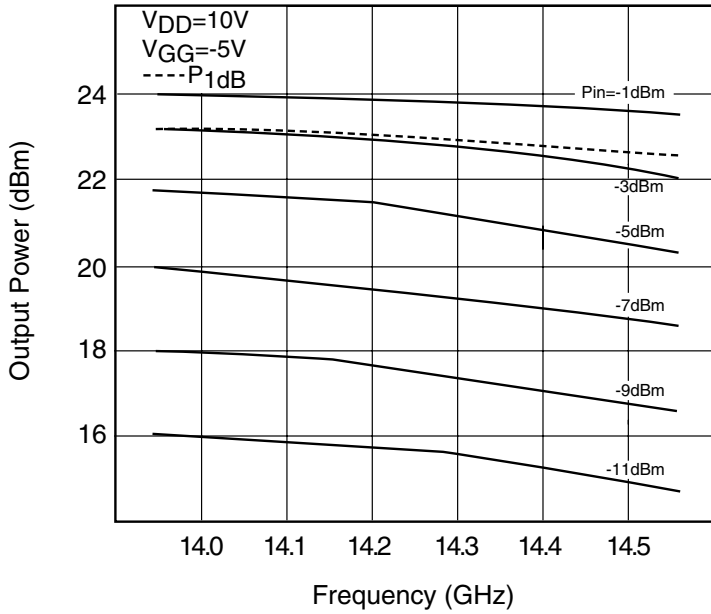
Item	Symbol	Test Conditions	Limit			Unit
			Min.	Typ.	Max.	
Frequency Range	f		14.0	~	14.5	GHz
Output Power at 1dB G.C.P.	P_{1dB}		19.0	21.0	-	dBm
Linear Gain	G		22.0	25.0	-	dB
Gain Flatness	ΔG	$V_{DD} = 10V$ $V_{GG} = -5V$ $f = 14.0 \text{ to } 14.5 \text{ GHz}$	-	1.0	1.5	dB
Input VSWR	VSWR _i		-	1.7:1	2:1	-
Output VSWR	VSWR _o		-	2:1	2.3:1	-
DC Input Current	I_{DD}		-	100	150	mA
DC Input Current	I_{GG}	$V_{DD} = 10V$ $V_{GG} = -5V$	-	5	10	mA

CASE STYLE: VF

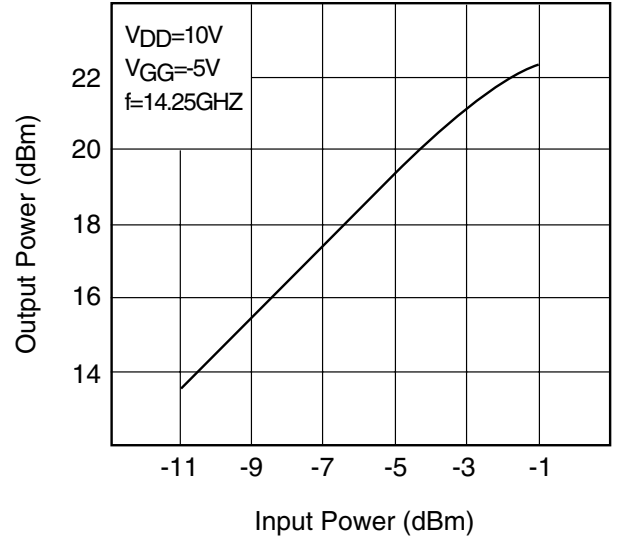
FMM5010VF

GaAs MMIC

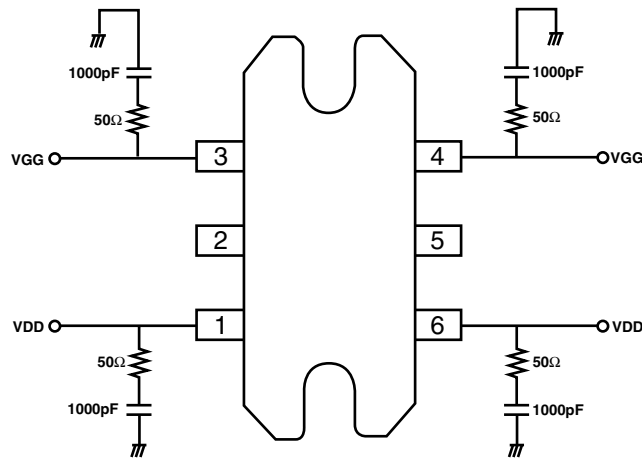
OUTPUT POWER vs. FREQUENCY

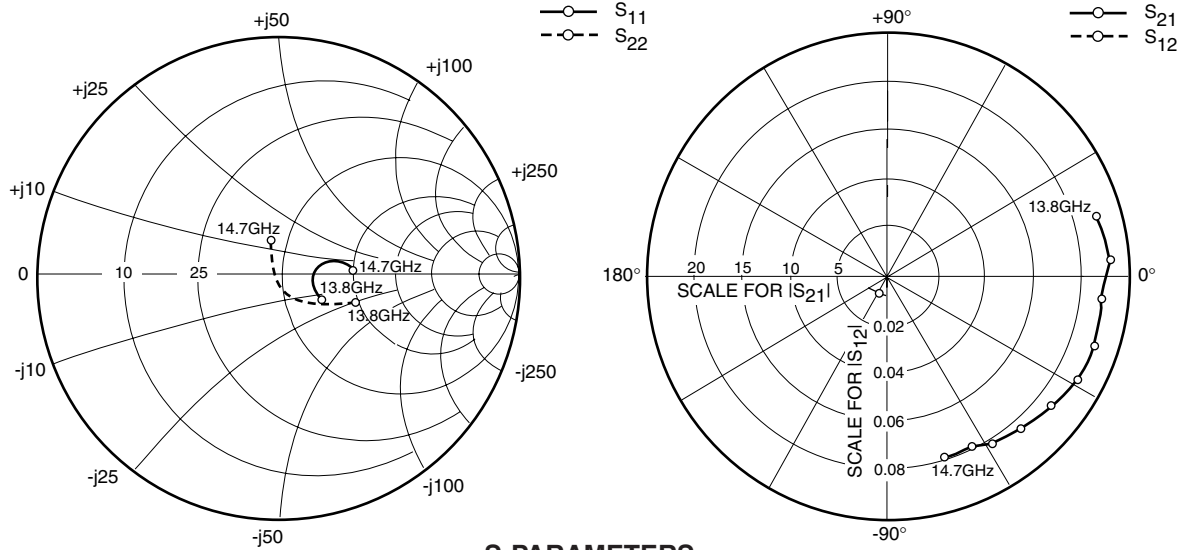


OUTPUT POWER vs. INPUT POWER



Recommended Bias Circuit

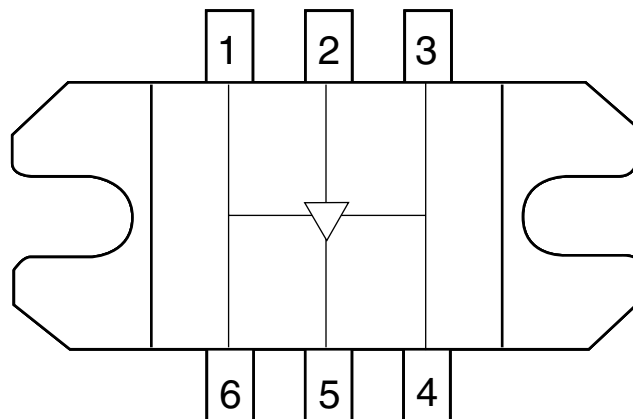




S-PARAMETERS
 $V_{DD} = 10V, V_{GG} = -5V$

FREQUENCY (MHZ)	S11		S21		S12		S22	
	MAG	ANG	MAG	ANG	MAG	ANG	MAG	ANG
13800	.222	-22.9	22.454	14.6	.009	-125.7	.355	-17.5
13900	.179	-15.4	22.847	3.3	.006	-103.7	.301	-22.2
14000	.161	0.4	22.346	-7.1	.009	-97.3	.250	-29.3
14100	.183	11.8	22.428	-19.8	.008	-129.8	.203	-36.2
14200	.210	19.5	22.008	-28.3	.008	-113.6	.139	-45.2
14300	.255	19.0	21.359	-38.9	.010	-135.9	.075	-59.0
14400	.285	16.1	20.744	-48.2	.009	-138.1	.023	-93.6
14500	.307	12.0	20.085	-57.3	.008	-123.7	.048	129.1
14600	.324	7.7	19.427	-65.2	.012	-153.6	.110	113.2
14700	.341	2.0	19.460	-74.0	.008	-126.8	.146	105.3

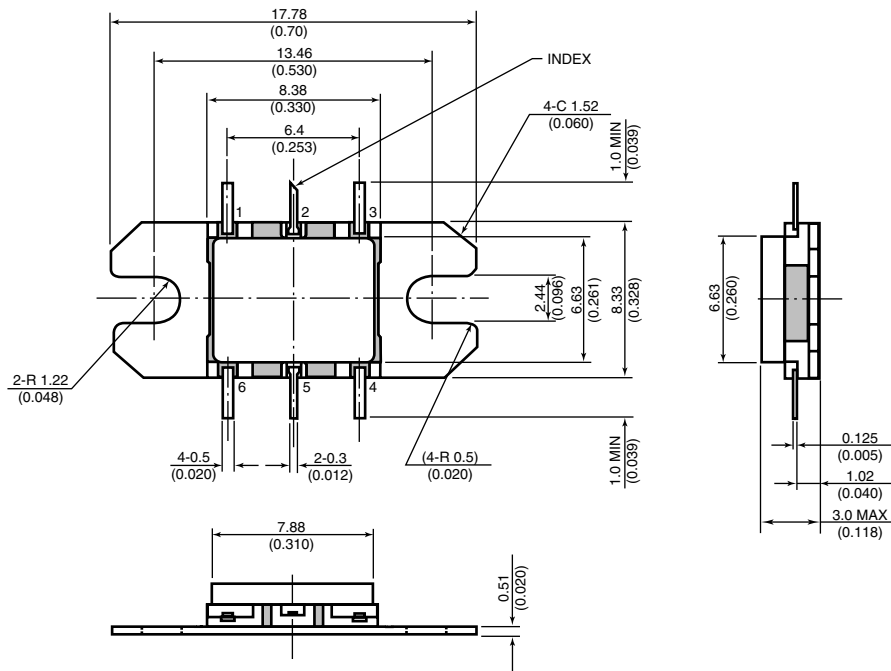
Pin Configuration



FMM5010VF

GaAs MMIC

Case Style "VF"



PIN ASSIGNMENT

Pin	Symbol
1.	V _{DD}
2.	RF in
3.	V _{GG}
4.	V _{GG}
5.	RF out
6.	V _{DD}

Unit: mm(inches)

For further information please contact:

Eudyna Devices USA Inc.

2355 Zanker Rd.
San Jose, CA 95131-1138, U.S.A.
TEL: (408) 232-9500
FAX: (408) 428-9111
www.us.eudyna.com

Eudyna Devices Europe Ltd.

Network House
Norreys Drive
Maidenhead, Berkshire SL6 4FJ
United Kingdom
TEL: +44 (0) 1628 504800
FAX: +44 (0) 1628 504888

Eudyna Devices Asia Pte Ltd.

Hong Kong Branch
Rm. 1101, Ocean Centre, 5 Canton Rd.
Tsim Sha Tsui, Kowloon, Hong Kong
TEL: +852-2377-0227
FAX: +852-2377-3921

Eudyna Devices Inc.

Sales Division
1, Kanai-cho, Sakae-ku
Yokohama, 244-0845, Japan
TEL: +81-45-853-8156
FAX: +81-45-853-8170

CAUTION

Eudyna Devices Inc. products contain **gallium arsenide (GaAs)** which can be hazardous to the human body and the environment. For safety, observe the following procedures:

- Do not put this product into the mouth.
- Do not alter the form of this product into a gas, powder, or liquid through burning, crushing, or chemical processing as these by-products are dangerous to the human body if inhaled, ingested, or swallowed.
- Observe government laws and company regulations when discarding this product. This product must be discarded in accordance with methods specified by applicable hazardous waste procedures.

Eudyna Devices Inc. reserves the right to change products and specifications without notice. The information does not convey any license under rights of Eudyna Devices Inc. or others.

© 2004 Eudyna Devices USA Inc.
Printed in U.S.A.

Eudyna